

# A night to remember

ExCeL London has 5 onsite hotels, ranging from budget to luxury, all within just a few minutes walk of the venue.



**Aloft London ExCeL \*\*\*\***  
opening Autumn 2011  
Tel: +44 (0)207 290 7400  
[www.aloftlondonexcel.com](http://www.aloftlondonexcel.com)



**Crowne Plaza \*\*\*\***  
(210 Rooms)  
Tel: +44 (0)870 990 9692  
[www.crowneplazadocklands.co.uk](http://www.crowneplazadocklands.co.uk)



**ibis \*\***  
(278 Rooms)  
Tel: +44 (0)800 587 3931  
[www.ibishotel.com](http://www.ibishotel.com)



**Novotel \*\*\*\***  
(257 Rooms)  
Tel: +44 (0)871 663 9217  
[www.novotel.com](http://www.novotel.com)



**Premier Inn Budget Accommodation**  
(202 Rooms)  
Tel: +44 (0)870 238 3322  
[www.premierinn.com](http://www.premierinn.com)



**Ramada Hotel & Suites \*\*\*\***  
(224 Rooms & Suites)  
Tel: +44 (0)207 540 4820  
[www.ramadadocklands.co.uk](http://www.ramadadocklands.co.uk)  
[reservations@ramadadocklands.co.uk](mailto:reservations@ramadadocklands.co.uk)



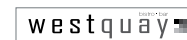
**Onsite Apartments:**  
There are a number of onsite apartments available at ExCeL London. Please visit [www.excel-london.co.uk](http://www.excel-london.co.uk) for more information.



**ExCeL London: An ADNEC Group Company**  
ADNEC Group is an international venue development and business management company. ADNEC Group's portfolio currently includes the Abu Dhabi National Exhibition Centre, ExCeL London, the Al Ain Convention Centre, Capital Gate and Capital Centre.  
[www.adnecgroup.com](http://www.adnecgroup.com)

# Refresh yourself

With more than 40 cafés, bars and restaurants at ExCeL London, you'll find a great range of eateries to suit all tastes and budgets.



# destination

ExCeL London



ICC  
LONDON  
EXCEL

EXCEL  
LONDON  
An ADNEC Group Company

**EXCEL LONDON**

An ADNEC Group Company

One Western Gateway Royal Victoria Dock London E16 1XL  
T +44 (0)20 7069 5000 F +44 (0)20 7069 4747  
E-mail [info@excel-london.co.uk](mailto:info@excel-london.co.uk)  
[www.excel-london.co.uk](http://www.excel-london.co.uk)



# Destination ExCeL London

With 3 dedicated DLR (Docklands Light Railway) stations, parking for 3,700 cars and London City Airport just 5 minutes away, getting to ExCeL London couldn't be easier.

## By Air

ExCeL London is easily accessible from all London airports via National Rail and London Underground. London City Airport is only a 5-minute taxi ride from the venue.

### Connections between airports and mainline stations

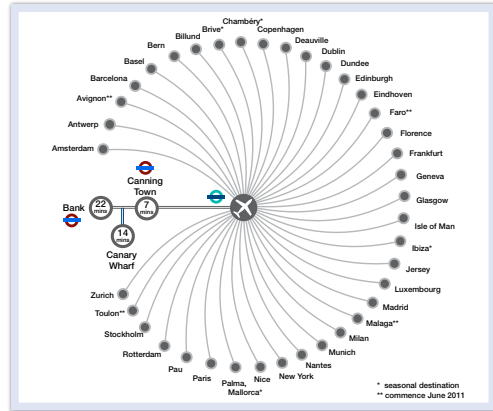
- **15 mins**  
from Paddington to Heathrow (using Heathrow Express)
- **30 mins**  
from Victoria to Gatwick (using Gatwick Express)
- **41 mins**  
from Liverpool Street to Stansted (using Stansted Express)

## London City Airport

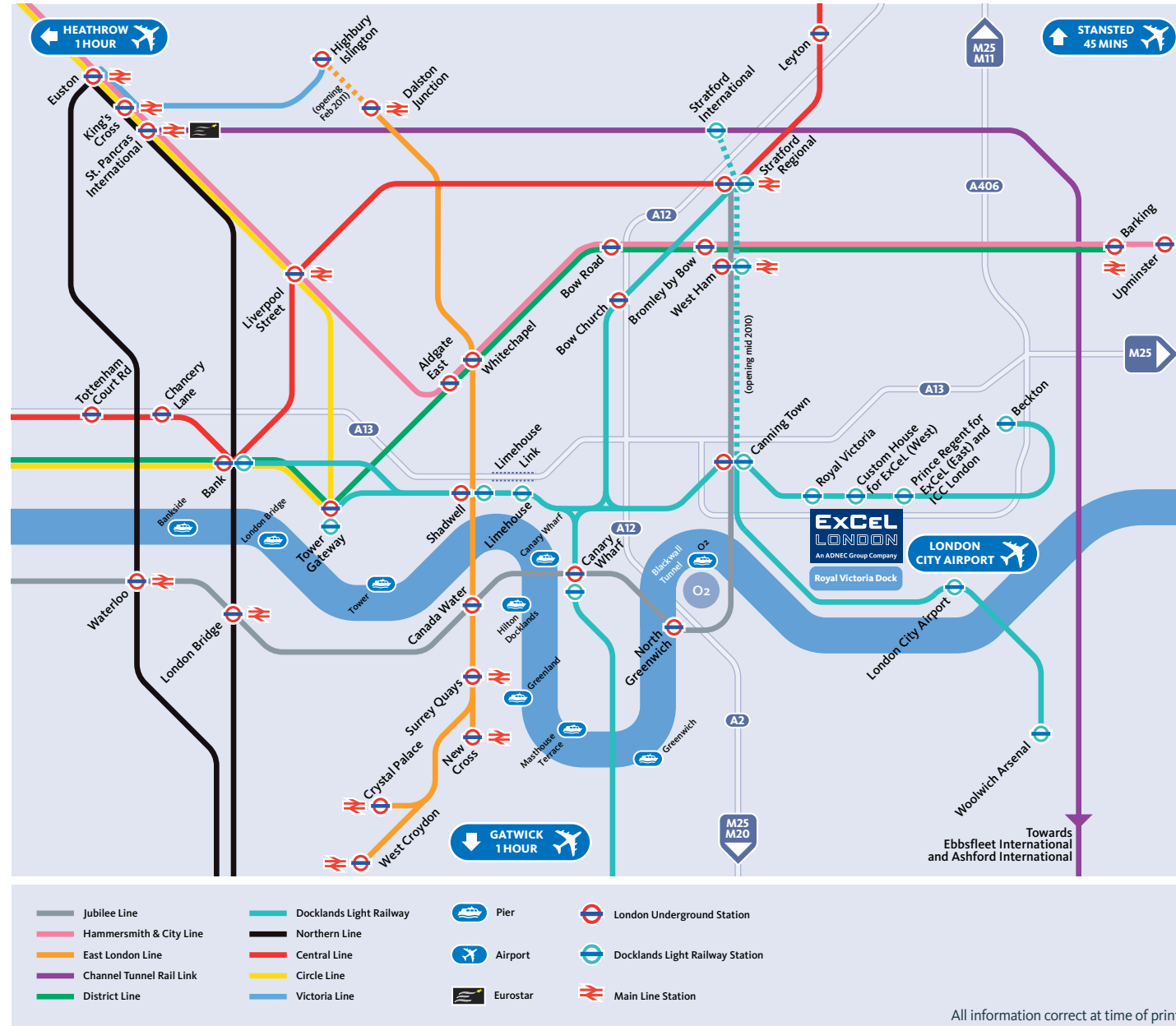
Tel: +44 (0)20 7646 0088

[www.londoncityairport.com](http://www.londoncityairport.com)

London City Airport (LCY) is just 5-minutes away by car or taxi, offering 350 flights a day and providing access from 30 destinations including Amsterdam, Barcelona, Dublin, Dundee, Edinburgh, Frankfurt, Geneva, Glasgow, Madrid, Milan, Munich, New York, Nice, Paris and Zurich.



The Docklands Light Railway (DLR) links the airport and ExCeL London, via Canning Town. Frequent and direct shuttle buses run from Canary Wharf and Canning Town, to and from the airport.



## By Road

[www.streetmap.co.uk](http://www.streetmap.co.uk)

Follow signs for Royal Docks, City Airport and ExCeL. There is easy access from the M25, M11, A406, A13 and we offer car parking spaces for 3,700 cars. When using Streetmap please search for ExCeL London by postcode - E16 1XL. For Sat Nav purposes we recommend using postcode - E16 1DR.

## By Rail & Tube

### Docklands Light Railway (DLR)

- When travelling from Bank on the DLR change at Westferry for a Beckton-bound train, alight at Custom House for ExCeL (West) or Prince Regent for ExCeL (East) and ICC London.
- When travelling from Lewisham take a Stratford train and change at Poplar for a Beckton-bound train. Alternatively, take the first Bank train and change at Westferry.
- Trains from Tower Gateway go direct to Custom House for ExCeL (West) and Prince Regent for ExCeL (East) and ICC London.

### London Underground

- If travelling to Canning Town on the Jubilee Line, proceed up the stairs to platform 3 and change for a Beckton-bound DLR train (not Woolwich Arsenal), for the quick 2-stop journey to Custom House for ExCeL (West) or Prince Regent for ExCeL (East) and ICC London.
- London Underground tickets are valid on the DLR. We recommend that you purchase a return ticket or an All-Day Travelcard to avoid queuing on your journey home.

### Where to disembark for your hotel

Royal Victoria for the Crowne Plaza. Custom House for ExCeL for the ibis and Novotel. Prince Regent for the Ramada, the Premier Inn and Aloft London ExCeL.



Find us on Facebook

Facebook is a registered trademark of Facebook, Inc.

If you have a **Facebook**® profile then become a friend of ExCeL London for access to exclusive competitions, ticket discounts and the latest event information.



You can now follow **excellondon** on twitter!



You can now follow us on [www.youtube.com/excellondon](http://www.youtube.com/excellondon)

All information correct at time of print.